



PROFESSIONAL SPEAKERS

COLLECTION
2024



TECHNOLOGIES

TWEETER TECHNOLOGY



INVERTED DOME TWEETER

- Light Curvature
- Less Directive – Better Spatial Dispersion
- Small Voice Coil Diameter
- Low MASS - High Efficiency / Better Precision
- Structurally Stronger
- Optimum Mechanical Coupling



ALUMINUM
TWEETER



AL/MG
TWEETER



BERYLLIUM
TWEETER

CONE MATERIALS

SLATEFIBRE CONE

- Composite Cone Comprising Recycled Non-Woven Carbon Fibres & Thermoplastic Polymer
- Carbon Fibres Are Oriented In The Same Direction & Provide Excellent Rigidity
- Carbon Fibres Are Non-Woven To Ensure Better Damping
- Carbon Fibres Are Very Light



FLAX CONE

- Organic Material Grown In France
- Excellent Properties For Lightness, Rigidity & Damping
- Sandwich Cone Technology
- 2 Sheets Of Glass Fibre Are Sandwiched Onto The Structural Flax Core
- Adjusting The Thickness Of The Core Allows Very Precise Control Of Damping

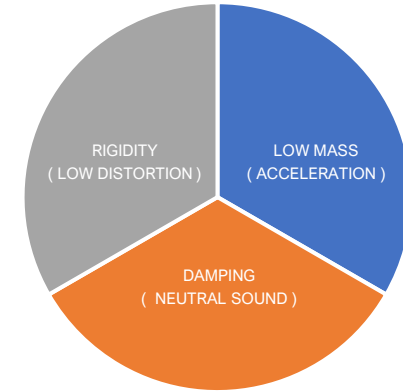


W-CONE

- Sandwich Cone Technology
- 2 Sheets Of Glass Fibre Are Sandwiched Onto The Structural Rohacell Foam Core
- Many Foam Densities To Choose From
- Adjusting The Thickness & Density Of The Core Allows Very Precise Control Of Damping




CONE DESIGN



SANDWICH CONE TECHNOLOGY

- Two Sheets Of Woven Glass Tissue Are “Sandwiched” Onto The Structural Core Material
- The Variation Of The Number Of Glass Fiber Sheets & The Thickness Of The Central Core Can Easily Optimize The Cone’s Behavior According To The Desired Frequency Range
- Adjusting The Thickness Of The Structural Core Allows Precise Control Of Damping



ALPHA EVO SERIES



ALPHA 50 EVO

\$299.00

5" Woofer



ALPHA 65 EVO

\$399.00

6.5" Woofer



ALPHA 80 EVO

\$499.00

8" Woofer



ALPHA TWIN EVO

\$599.00

2 x 6.5" Woofers




ALPHA SUB ONE

\$999.00

2 x 8" Woofers

SHAPE SERIES



SENSITIVITY

INPUTS
RCA / XLR

POWER
SWITCH

LEVEL ADJUSTMENTS
(BASS / TREBLE)

WALL MOUNT
INSERTS

CLASS A/B
AMPLIFICATION

FUSE
PROTECTION

REAL WOOD
VENEER

FLAX
DRIVERS

TWEETER
WAVEGUIDE

ALUMINUM / MAGNESIUM
M-PROFILE
INVERTED DOME TWEETER

DUAL
PASSIVE
RADIATORS



ADJUSTABLE
FEET



TUNED MASS DAMPER
(TMD)

PROTECTIVE
GRILLES

SHAPE SERIES



SHAPE 40

\$549.00

4" Woofer

2 x 4" Passive Radiators



SHAPE 50

\$699.00

5" Woofer

2 x 5" Passive Radiators



SHAPE 65

\$899.00

6.5" Woofer

2 x 6.5" Passive Radiators



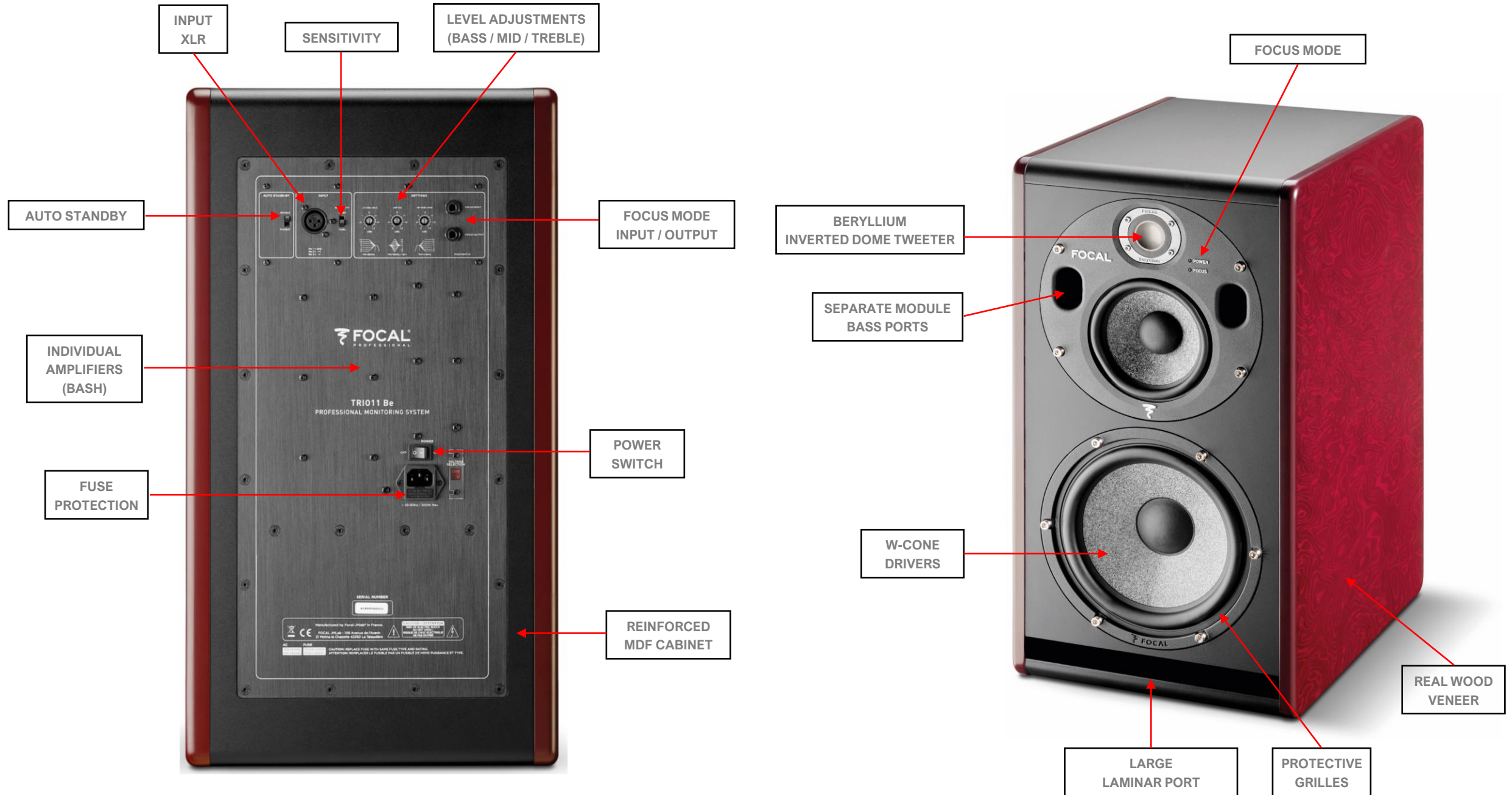
SHAPE TWIN

\$1,149.00

2 x 5" Woofers

2 x 8" Passive Radiators

SM6 SERIES



SM6 SERIES



TRIO 6 Be

\$2,999.00

5" Midrange

8" Woofer

450 Watts



TRIO 11 Be

\$4,199.00

5" Midrange

10" Woofer

550 Watts




SUB 6

\$1,499.00

11" Woofer

350 Watts

ST6 SERIES



ST6 SERIES



SOLO 6
\$1,599.00
6.5" Woofer
130 Watts



TRIO 6
\$3,499.00
5" Midrange
8" Woofer
450 Watts



TWIN 6
\$2,299.00
2 x 6.5" Woofers
190 Watts



SUB 12
\$2,999.00
13" Woofer
600 Watts

PRO HEADPHONES



LISTEN PRO

\$299.00

Closed-Back Studio Headphones
40mm Mylar-Titanium Cone



CLEAR MG PRO

\$1,499.00

Closed-Back Studio Headphones
40mm M-Profile Magnesium Cone

