



 **FOCAL**

HOME CLASSIC
COLLECTION

2024



HOME CLASSIC COLLECTION

TWEETER TECHNOLOGY



INVERTED DOME TWEETER

- Light Curvature
- Less Directive – Better Spatial Dispersion
- Small Voice Coil Diameter
- Low MASS - High Efficiency / Better Precision
- Structurally Stronger
- Optimum Mechanical Coupling



Aluminum/Magnesium
Inverted Dome



Aluminum/Magnesium
M-Profile
Inverted Dome

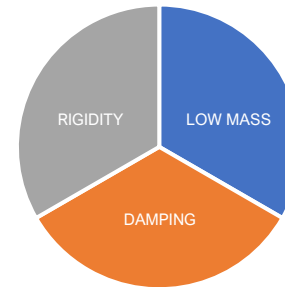


Pure Beryllium
Inverted Dome


CONE TECHNOLOGY

SANDWICH CONE TECHNOLOGY

- Two Sheets Of Woven Glass Tissue Are “Sandwiched” Onto The Structural Core Material
- The Variation Of The Number Of Glass Fiber Sheets & The Thickness Of The Central Core Can Easily Optimize The Cone’s Behavior According To The Desired Frequency Range
- Adjusting The Thickness Of The Structural Core Allows Precise Control Of Damping



RIGIDITY : Low Distortion
LOW MASS : Acceleration
DAMPING : Neutral Sound



SLATEFIBRE CONE

- Composite Cone Comprising Recycled Non-Woven Carbon Fibres & Thermoplastic Polymer
- Carbon Fibres Are Oriented In The Same Direction & Provide Excellent Rigidity
- Carbon Fibres Are Non-Woven To Ensure Better Damping
- Carbon Fibres Are Very Light



FLAX CONE

- Organic Material Grown In France
- Excellent Properties For Lightness, Rigidity & Damping
- Sandwich Cone Technology
- 2 Sheets Of Glass Fibre Are Sandwiched Onto The Structural Flax Core
- Adjusting The Thickness Of The Core Allows Very Precise Control Of Damping



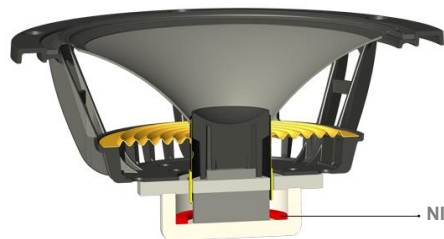
W-CONE

- Sandwich Cone Technology
- 2 Sheets Of Glass Fibre Are Sandwiched Onto The Structural Rohacell Foam Core
- Many Foam Densities To Choose From
- Adjusting The Thickness & Density Of The Core Allows Very Precise Control Of Damping



DRIVER TECHNOLOGY


NEUTRAL INDUCTANCE CIRCUIT (NIC)



- The Precision & Detail Of Audio Reproduction Depends On The Stability Of The Driver’s Magnetic Field
- NIC Technology Allows Precise Control Over The Magnetic Field
- Consists Of Adding A Concentric Faraday Ring At The Base Of The Pole Piece
- Magnetic Field Remains Stable Regardless Of The Position Of The Voice Coil, The Current Within The Voice Coil Or The Signal Frequency
- Results In Higher Definition & Unequalled Dynamics
- No Compression Effect
- Drastic Reduction In Distortion (-70% For The Midrange)

TUNED MASS DAMPER (TMD)

- Optimizes The Suspension Profile To Control Resonances
- Two Small Circular Ribs Acting As Additional Masses Which Oscillate In Opposition To The Resonance Frequency Of The Surround
- Drastically Reduces Distortion (-50%)
- Flattens Frequency Response In The 1-3 kHz Bandwidth
- Increased Definition In The Bass & Midrange



TMD

HOME CLASSIC COLLECTION



THEVA
SERIES



VESTIA
SERIES



ARIA EVO X
SERIES



KANTA
SERIES



SOPRA
SERIES



UTOPIA
SERIES



ON-WALL 300
SERIES



DÔME
SERIES



SIB
SERIES



SUBWOOFERS



HEADPHONES

THEVA



COLOR OPTIONS

THEVA



THEVA N1

\$499.00

Bookshelf Speaker
Ported Design
6½" Woofer



THEVA CENTER

\$649.00

Center Speaker
Sealed Design
2 x 6½" Woofers
Angled Base Included



THEVA SURROUND

\$649.00

Surround Speaker
Sealed Design
6½" Woofer



THEVA / VESTIA N1 STANDS

\$249.00

Speaker Stands
MDF Construction
Height : 21-5/8"
Sold In Pairs



THEVA/ VESTIA CENTER STAND

\$149.00

Center Speaker Stand
MDF Construction
Height : 17-3/4"
Sold Individually



THEVA N2

\$899.00

Floorstanding Speaker
Ported Design
5" Midrange
2 x 5" Woofers



THEVA N3

\$1,199.00

Floorstanding Speaker
Ported Design
6½" Midrange
2 x 6½" Woofers



THEVA N3-D

\$1,499.00

Floorstanding Speaker
Ported Design
6½" Midrange
2 x 6½" Woofers
5" Atmos Driver

VESTIA



BLACK HIGH GLOSS
BLACK FRONT



LIGHT WOOD
WHITE FRONT



DARK WOOD
BLACK FRONT

COLOR OPTIONS

VESTIA



VESTIA N1

\$699.00

Bookshelf Speaker
Ported Design
6½" Woofer



VESTIA CENTER

\$699.00

Center Speaker
Ported Design
2 x 6½" Woofers
Angled Base Included



THEVA / VESTIA N1 STANDS

\$249.00

Speaker Stands
MDF Construction
Height : 21-5/8"
Sold In Pairs



THEVA/ VESTIA CENTER STAND

\$149.00

Center Speaker Stand
MDF Construction
Height : 17-3/4"
Sold Individually



VESTIA N2

\$1,499.00

Floorstanding Speaker
Ported Design
6½" Midrange
2 x 6½" Woofers



VESTIA N3

\$1,899.00

Floorstanding Speaker
Ported Design
6½" Midrange
3 x 6½" Woofers



VESTIA N4

\$2,299.00

Floorstanding Speaker
Ported Design
6½" Midrange
2 x 8¼" Woofers

ARIA EVO X



BLACK HIGH GLOSS



PRIME WALNUT



MOSS GREEN HIGH GLOSS

COLOR OPTIONS

ARIA EVO X



ARIA EVO X N1

\$1,199.00

Bookshelf Speaker
Ported Design
6½" Woofer



ARIA EVO X CC

\$999.00

Center Speaker
Ported Design
2x6½" Woofers



ARIA SR-900

\$879.00

Surround Speaker
Sealed Design
2x5" Woofers



ARIA S-900 STAND

\$589.00

Aluminum Construction
24" Height
Sold Individually



ARIA EVO X N2

\$2,399.99

Floorstanding Speaker
Ported Design
6½" Midrange
2x6½" Woofers



ARIA EVO X N3

\$2,599.00

Floorstanding Speaker
6½" Midrange
3x6½" Woofers



ARIA EVO X N4

\$2,999.00

Floorstanding Speaker
6½" Midrange
2x8" Woofers
5" Atmos

KANTA



MATTE GREY
HG BLACK



MATTE BLACK
HG BLACK



MATTE WHITE
HG WHITE



MATTE IVORY
MATTE WALNUT



MATTE GREY
MATTE WALNUT



MATTE TAUPE
HG WALNUT



MATTE IVORY
HG WALNUT

COLOR OPTIONS

KANTA



KANTA N1

\$3,999.00

Bookshelf Speaker
Ported Design
6½" Woofer



KANTA CENTER

\$3,999.00

Center Speaker
Ported Design
2 x 6½" Woofers



KANTA CENTER STAND

\$899.00

16½" - 17½" Height
Sold Individually



KANTA N1 STAND

\$1,599.00

24" - 25" Height
Sold In Pairs



KANTA N2

\$5,499.00

Floorstanding Speaker
Ported Design
6½" Midrange
2x6½" Woofers



KANTA N3

\$7,499.00

Floorstanding Speaker
Ported Design
6½" Midrange
2x8" Woofers

SOPRA



BLACK
HIGH GLOSS



CARRARA
WHITE



ELECTRIC
ORANGE



BROWN
CONCRETE

COLOR OPTIONS

SOPRA



SOPRA N1

\$5,999.00

Bookshelf Speaker
Ported Design
6½" Woofer



SOPRA CENTER

\$4,499.00

Center Speaker
Ported Design
2x6½" Woofers



SOPRA SURROUND Be

\$3,499.00

Surround Speaker
Sealed Design
2x6½" Woofers



SOPRA N1 STAND

\$1,099.00

24" Height
Sold Individually



SOPRA N2

\$10,499.00 - \$10,999.00

Floorstanding Speaker
Ported Design
6½" Midrange
2x6½" Woofers

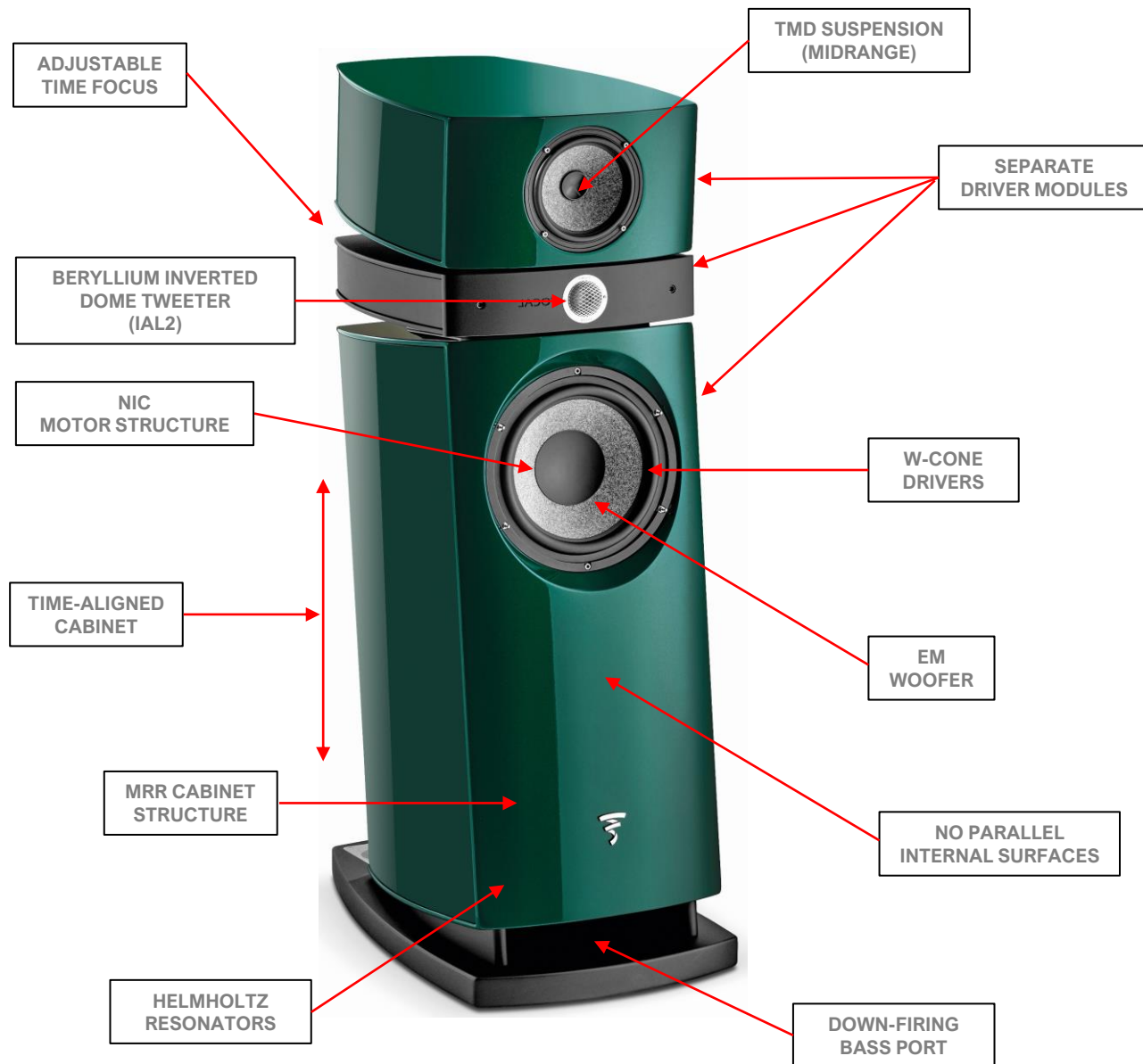


SOPRA N3

\$12,999.00

Floorstanding Speaker
Ported Design
6½" Midrange
2x8" Woofers

UTOPIA



CARRARA
WHITE



METALLIC
BLUE



ASH
GREY



BRITISH
RACING GREEN



BLACK
LACQUER



NATURAL
WALNUT



DARK
WALNUT

COLOR OPTIONS

UTOPIA



VIVA LR UTOPIA COLOR EVO

\$17,999.00

Bookshelf Speaker
6½" Power Flower Midrange
2 x 8" Woofers



VIVA CENTER STAND UTOPIA EVO

\$1,099.00

Aluminum Construction
Solid MDF Base
Height – 16"
Black
Sold Individually



VIVA CENTER UTOPIA COLOR EVO

\$17,999.00

Center Speaker
6½" Power Flower Midrange
2 x 8" Woofers



SUB UTOPIA EM COLOR EVO

\$20,999.00

Passive Subwoofer
13" EM Woofer
1000 Watts
Stackable Version Available
Black



DIABLO UTOPIA STAND

\$1,499.00

Aluminum Construction
Solid MDF Base
Height – 24"
Black
Sold Individually



DIABLO UTOPIA COLOR EVO

\$10,499.00 - \$10,999.00

Bookshelf Speaker
6½" W-Cone Power Flow Woofer



SCALA UTOPIA EVO

\$19,999.00 - \$26,499.00

Floorstanding Speaker
6½" Power Flow Midrange
11" Woofer
Focus Time Adjustments



MAESTRO UTOPIA EVO

\$37,999.00 - \$39,999.00

Floorstanding Speaker
6½" Power Flow Midrange
11" Woofer
11" Woofer With MDS
Focus Time Adjustments



STELLA UTOPIA EM EVO

\$74,999.00

Floorstanding Speaker
2 x 6½" Power Flow Midranges
13" EM Woofer
Focus Time Adjustments



GRANDE UTOPIA EM EVO

\$139,999.00

Floorstanding Speaker
2 x 6½" Power Flow Midranges
11" Mid-Bass
16" EM Woofer
Focus Time Adjustments

MULTI-MEDIA SPEAKERS



DÔME FLAX 5.1

\$3,999.00

5 x Dôme Flax
1 x Sub Air
Black or White



DÔME FLAX 1.0

\$689.00

4" Woofer
Aluminum Cabinet
Black or White



DÔME STANDS

\$589.00

Black or White
Sold In Pairs



ON-WALL 301

\$999.00

2 x 4" Woofers
MDF Cabinet
Black or White



ON-WALL 302

\$1,599.00

4 x 4" Woofers
MDF Cabinet
Black or White



ON-WALL 300 STAND

\$599.00

Black or White
Sold In Pairs



SIB EVO 5.1

\$1,499.00

5 x Sib Evo
1 x Cub Evo
Black Only



SIB EVO DOLBY ATMOS 5.1.2

\$1,699.00

3 x Sib Evo
2 x Sib Evo Atmos
1 x Cub Evo
Black Only



SIB EVO 2.0

\$499.00

5" Woofer
Black Only
Sold In Pairs



HIP EVO STAND

\$299.00

Black Only
Sold In Pairs



EVO WALL MOUNT

\$35.00

Black Only
Sold Individually



SIB EVO DOLBY ATMOS 2.0

\$999.00

5" Woofer / 4" Atmos
Black Only
Sold In Pairs

SUBWOOFERS



CUB EVO

\$599.00

Ported Subwoofer
8" PolyFlex Driver
200 Watts
Black Only



SUB AIR WIRELESS

\$1,299.00

Ported Subwoofer
8" Cellulose Pulp Driver
150 Watts
Black or White



SUB 600P

\$1,399.00

Sealed Subwoofer
12" PolyFlex Driver
600 Watts
Black Only



SUB 1000F

\$2,099.00

Sealed Subwoofer
12" FLAX Driver
1000 Watts
Black Only



SW 1000Be

\$5,299.00

Ported Subwoofer
13" W-Cone Driver
600 Watts
DSP Processor
Black Only

HEADPHONES



UTOPIA
\$4,999.00
Open-Back
Design



CLEAR MG
\$1,499.00
Open-Back
Design



HEADPHONE STAND
\$399.00
Metal Construction



STELLIA
\$2,999.00
Closed-Back Design



CELESTEE
\$999.00
Closed-Back Design



BATHYS
\$699.00
Wireless
Closed-Back Design
Noise-Cancelling



LISTEN WIRELESS
\$499.00
Closed-Back Design